

Scaled data based on original data using
LM-79-08 Approved Method: Electrical and Photometric Measurements of Solid-
State Lighting Products

Test Report Prepared for
Cooper Lighting Solutions
(formerly Eaton)

Brand: STREETWORKS

Report Number: P458082

Luminaire Tested: **GLAN-SA9C-727-U-AFL**

Issue Date: 1/4/2021

Test Information

Test Method: LM-79-08
Report Number: P458082
TEST IS SCALED FROM IESNA LM-79-08 TEST DATA (G3-2011-042-24)
Test Lab: INNOVATION CENTER
Issue Date: 1/4/2021
Manufacturer: COOPER LIGHTING SOLUTIONS (FORMERLY EATON)
Product Line: STREETWORKS
Catalog Number: GLAN-SA9C-727-U-AFL
Description: GALLEON AREA AND ROADWAY LUMINAIRE
(9) 70 CRI, 2700K, 1050mA LIGHTSQUARES WITH 16 LEDS EACH AND AUTOMOTIVE FRONTLINE OPTICS
Light Source: -
Ballast/Driver: ELECTRONIC DRIVER

Summary

Lumens per Lamp: N/A
Luminaire Lumens: 53824 lumens
Efficiency: N/A
Efficacy: 111.9 lumens/watt
Luminous Opening: Rectangular (W 1.5' x L: 1.5' x H: 0')
IES Classification: Type II - Short
BUG Rating: B3 - U0 - G4

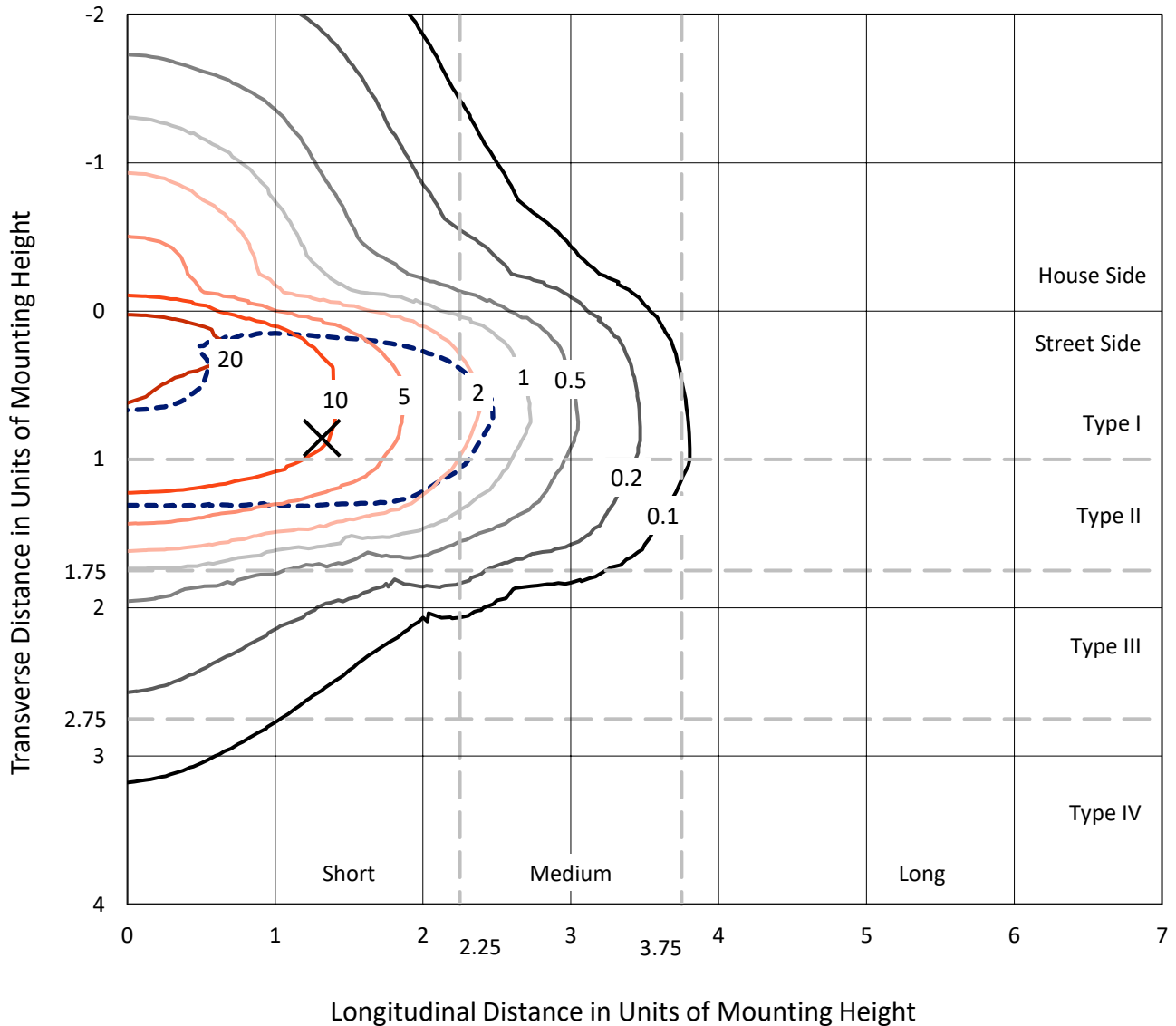
Input Watts (W): 481
Input Voltage (V): NR
Input Current (A_{in}): NR
Voltage Rise (V): NR
Power Factor: NR
Total Harmonic Distortion (THDi): NR
Frequency (hertz): 60
Stabilization Time: NR
Operation Time: NR
Ambient Temperature (°C): NR
Test Distance: 24 FT



REPORT NUMBER: P458082
 CATALOG NUMBER: GLAN-SA9C-727-U-AFL

Iso-Footcandle Lines of Horizontal Illumination

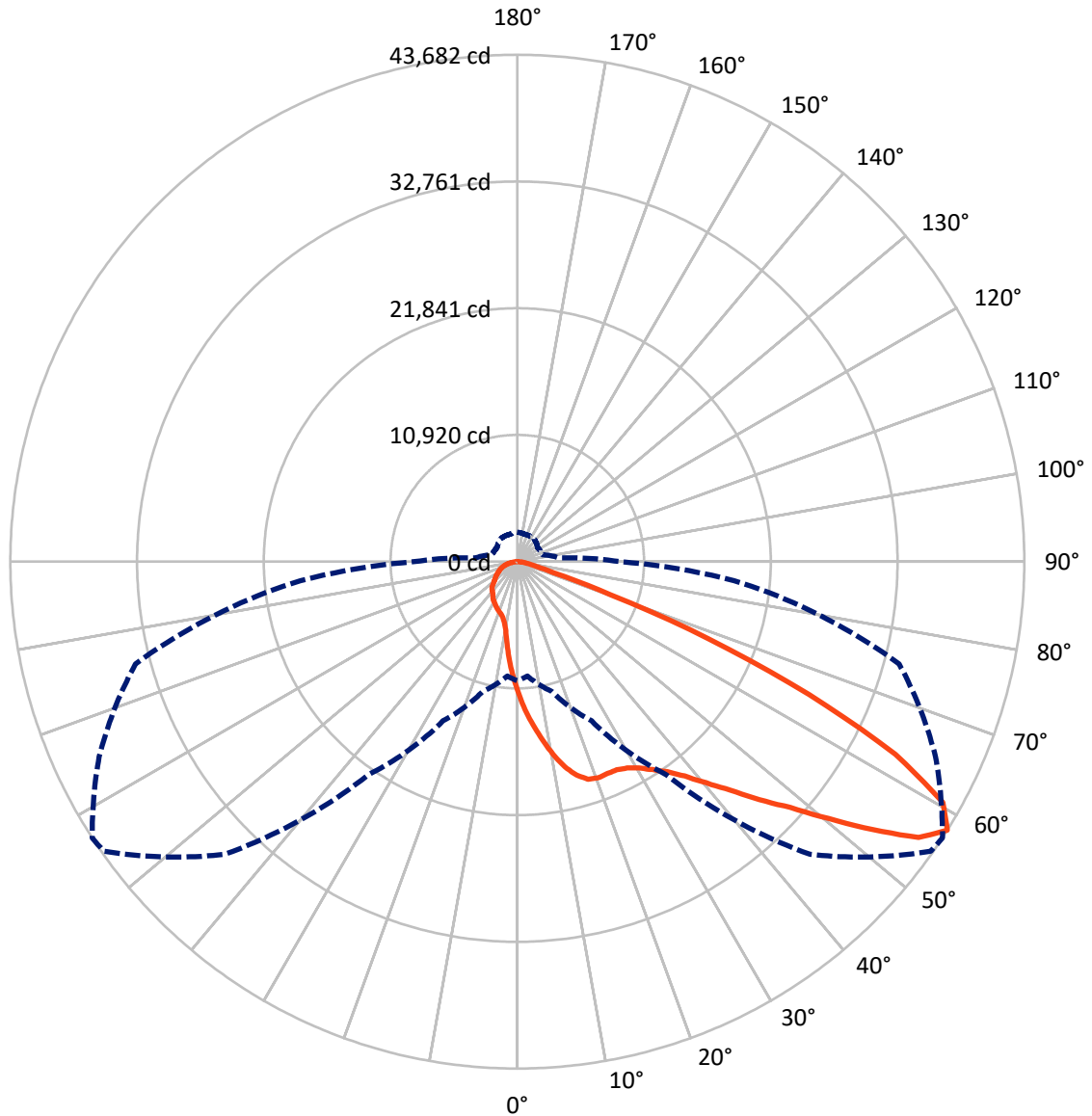
✕ Max cd
 - - - 1/2 Max cd



Based on 25 foot mounting height. Maximum calculated value = 27.5 fc
 Type II - Short - N/A

REPORT NUMBER: P458082
CATALOG NUMBER: GLAN-SA9C-727-U-AFL

Luminous Intensity Polar Plot



— Vertical Plane Through 57-Deg Lateral - - - Horizontal Cone Through 57.5-Deg Vertical

REPORT NUMBER: P458082

CATALOG NUMBER: GLAN-SA9C-727-U-AFL

FLUX DISTRIBUTION:

		Downward	Upward	Total
House Side	Lumens	8185.1	0.0	8185.1
	% Fixture	15.2	0.0	15.2
Street Side	Lumens	45638.9	0.0	45638.9
	% Fixture	84.8	0.0	84.8
Total	Lumens	53824.0	0.0	53824.0
	% Fixture	100.0	0.0	100.0

ZONAL LUMENS:

Zone	Lumens	% Fixture
0°-10°	1086.8	2.0
10°-20°	3202.8	6.0
20°-30°	5318.4	9.9
30°-40°	8011.0	14.9
40°-50°	12027.8	22.3
50°-60°	13481.6	25.0
60°-70°	7890.1	14.7
70°-80°	2333.8	4.3
80°-90°	471.7	0.9
90°-100°	0.0	0.0
100°-110°	0.0	0.0
110°-120°	0.0	0.0
120°-130°	0.0	0.0
130°-140°	0.0	0.0
140°-150°	0.0	0.0
150°-160°	0.0	0.0
160°-170°	0.0	0.0
170°-180°	0.0	0.0
0°-90°	53824.0	100.0
0°-180°	53824.0	100.0

Coefficient of Utilization



REPORT NUMBER: P458082

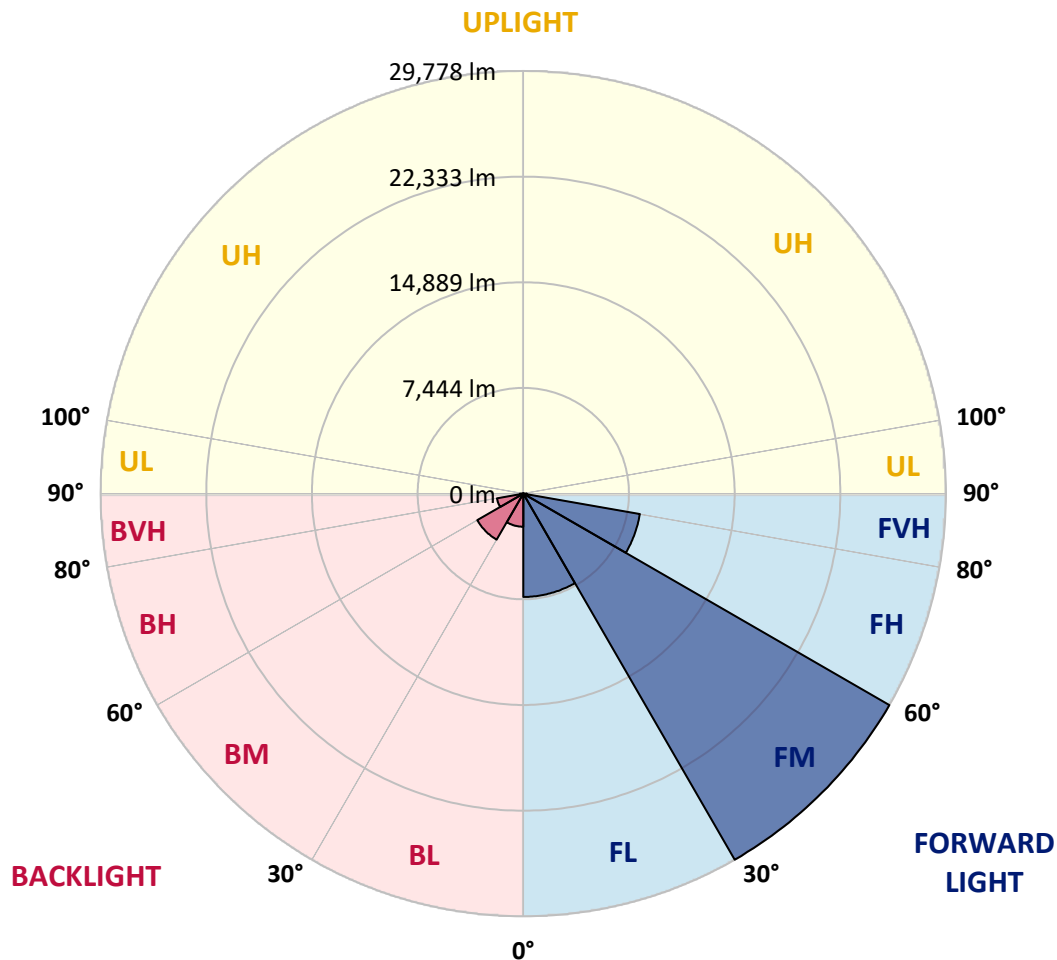
CATALOG NUMBER: GLAN-SA9C-727-U-AFL

LUMINAIRE CLASSIFICATION SYSTEM LUMEN TABLE AND BUG RATING:

Zone		Lumens	% Fixture	Zone Rating/Lumen Limit		
				B	U	G
FL	(0°-30°)	7275.8	13.5			
FM	(30°-60°)	29777.8	55.3			
FH	(60°-80°)	8340.6	15.5			G4/12000
FVH	(80°-90°)	244.8	0.5			G3/500
BL	(0°-30°)	2332.2	4.3	B3/2500		
BM	(30°-60°)	3742.6	7.0	B3/5000		
BH	(60°-80°)	1883.4	3.5	B3/2500		G3/2500
BVH	(80°-90°)	227.0	0.4			G3/500
UL	(90°-100°)	0.0	0.0		U0/0	
UH	(100°-180°)	0.0	0.0		U0/0	

BUG Rating: B3-U0-G4

Type II Short





REPORT NUMBER: P458082

CATALOG NUMBER: GLAN-SA9C-727-U-AFL

CANDELA DISTRIBUTION (FULL):

	0°	5°	15°	25°	35°	45°	55°	57°	65°	75°	85°
0°	11307.8	11307.8	11307.8	11307.8	11307.8	11307.8	11307.8	11307.8	11307.8	11307.8	11307.8
2.5°	14050.8	13897.6	13776.8	13670.7	13532.2	13158.1	12783.9	12778.0	12480.4	12020.8	11549.4
5°	16340.0	16133.8	16160.3	15830.3	15500.4	14958.2	14165.7	14124.4	13491.0	12630.7	11755.6
7.5°	17830.9	17833.8	17751.3	17562.7	17206.3	16590.5	15691.9	15488.6	14607.6	13302.4	11991.3
10°	17754.3	17833.8	17972.3	18134.3	18243.3	17939.9	17120.8	16873.3	15727.2	14115.6	12253.6
12.5°	16734.8	16858.6	17056.0	17462.6	18119.6	18620.5	18340.6	18140.2	17023.6	14925.8	12542.3
15°	16098.5	16172.1	16281.1	16555.1	17262.2	18461.4	19186.1	19080.1	18246.3	15842.1	12866.4
17.5°	15904.0	15977.7	16013.0	16180.9	16684.8	17913.4	19519.1	19707.6	19330.5	16684.8	13193.4
20°	16098.5	16133.8	16133.8	16234.0	16628.8	17592.2	19504.3	19884.4	20220.3	17695.3	13499.8
22.5°	16608.2	16622.9	16602.3	16637.6	16932.2	17680.6	19365.9	19837.3	20939.2	18552.7	13738.5
25°	17436.1	17459.6	17324.1	17241.6	17456.7	18069.5	19442.5	19875.6	21501.9	19371.8	13897.6
27.5°	18375.9	18405.4	18240.4	18048.9	18149.1	18549.8	19743.0	20131.9	21923.2	20179.0	13997.8
30°	19527.9	19539.7	19262.8	19032.9	18968.1	19265.7	20255.6	20618.0	22447.7	21130.7	14148.0
32.5°	20706.4	20794.8	20438.3	20114.2	20005.2	20096.5	21012.8	21363.4	23072.3	22153.0	14389.6
35°	22309.2	22323.9	21896.7	21501.9	21142.5	21260.3	21982.2	22235.5	23935.5	23334.5	14731.4
37.5°	24309.7	24445.2	23856.0	23119.4	22677.5	22506.6	23154.8	23431.7	25146.5	24784.1	15247.0
40°	26531.2	26581.3	26077.5	25617.9	24810.6	24315.6	24763.4	25064.0	26640.2	26513.5	15845.1
42.5°	27927.7	28036.8	28075.1	28027.9	27421.0	26590.1	26761.0	26902.4	28408.0	28136.9	16457.9
45°	28399.2	28561.2	29109.2	30270.0	30334.9	29515.8	29118.0	29253.6	30334.9	29775.1	17044.2
47.5°	27618.4	27895.3	28905.9	31286.5	33069.0	33130.9	31931.7	31634.2	32090.8	31133.3	17468.5
50°	25600.2	25659.1	27205.9	30653.1	34350.6	36586.9	35346.5	34792.6	33758.4	32138.0	17760.2
52.5°	22477.1	22544.9	23841.3	27709.7	33561.0	39002.8	39341.6	38351.7	35452.5	32918.7	17951.7
55°	16684.8	17076.6	18502.6	22241.4	29819.3	38775.9	42517.7	41955.0	37500.2	33537.5	18252.2
57.5°	10258.9	9899.5	11590.6	15132.1	22427.1	35658.8	43498.8	43681.5	39754.1	34056.0	18756.0
60°	4719.9	4790.6	5488.9	7804.7	13670.7	27895.3	40970.9	42125.9	41000.4	34038.3	18882.7
62.5°	3252.7	3187.9	3011.1	3426.5	6234.3	17642.3	34607.0	36563.3	38501.9	32980.6	18378.9
65°	2908.0	2843.2	2501.4	2386.5	2863.8	7689.8	25158.2	27627.2	32417.9	30311.3	17123.8
67.5°	2716.5	2628.1	2274.5	2050.6	2044.7	3061.2	14834.5	17807.3	24044.6	25626.7	14837.4
70°	2516.1	2445.4	2094.8	1847.3	1741.2	1923.9	6520.1	8535.4	15612.3	18467.3	11558.2
72.5°	2315.8	2233.3	1918.0	1652.9	1514.4	1440.7	2498.4	3249.7	8821.1	11072.1	7085.8
75°	2024.1	1982.8	1714.7	1496.7	1346.4	1163.8	1585.1	1809.0	4219.1	5085.3	3556.2
77.5°	1770.7	1726.5	1523.2	1308.1	1199.1	945.8	1125.5	1228.6	1779.6	2062.4	1605.7
80°	1296.4	1340.6	1284.6	1154.9	1069.5	742.5	757.2	842.6	1057.7	1169.7	981.1
82.5°	822.0	904.5	989.9	889.8	810.2	586.3	524.4	556.8	721.8	766.0	436.0
85°	344.7	350.6	574.5	542.1	462.6	347.7	315.3	332.9	386.0	403.6	203.3
87.5°	132.6	129.6	203.3	188.6	144.4	100.2	100.2	112.0	153.2	141.4	64.8
90°	0.0	0.0	0.0	0.0	0.0	0.0	0.0	0.0	0.0	0.0	0.0



REPORT NUMBER: P458082

CATALOG NUMBER: GLAN-SA9C-727-U-AFL

CANDELA DISTRIBUTION (continued):

	90°	95°	105°	115°	125°	135°	145°	155°	165°	175°	180°
0°	11307.8	11307.8	11307.8	11307.8	11307.8	11307.8	11307.8	11307.8	11307.8	11307.8	11307.8
2.5°	11346.1	11136.9	10721.5	10205.9	9828.8	9404.5	9030.3	8762.2	8662.1	8614.9	8526.5
5°	11337.3	10924.8	10064.5	9162.9	8438.1	7695.7	7068.1	6661.5	6626.2	6355.1	6328.6
7.5°	11340.2	10709.7	9339.7	8013.9	6909.0	6148.9	5630.3	5494.8	5332.8	5291.5	5312.1
10°	11349.1	10435.7	8561.9	6876.6	5807.1	5309.2	5114.7	5061.7	5067.6	5085.3	5088.2
12.5°	11360.8	10170.5	7754.6	6013.3	5188.4	4982.2	4961.5	5008.7	5058.8	5097.1	5105.9
15°	11375.6	9867.1	6967.9	5318.0	4879.0	4861.4	4929.1	5008.7	5079.4	5135.4	5144.2
17.5°	11357.9	9513.5	6308.0	4890.8	4708.1	4793.6	4905.5	5005.7	5070.5	5123.6	5129.5
20°	11316.6	9118.7	5671.6	4590.3	4602.1	4740.6	4861.4	4955.6	5026.3	5052.9	5073.5
22.5°	11157.5	8647.3	5117.7	4357.5	4475.4	4666.9	4811.3	4867.2	4787.7	4731.7	4746.5
25°	10886.5	8034.5	4602.1	4169.0	4360.5	4563.8	4711.1	4575.6	4510.7	4487.2	4499.0
27.5°	10547.7	7362.7	4213.2	3971.6	4213.2	4448.9	4407.6	4384.1	4354.6	4316.3	4325.1
30°	10182.3	6705.7	3883.2	3818.4	4054.1	4189.6	4207.3	4245.6	4213.2	4154.2	4177.8
32.5°	9843.5	6087.0	3632.8	3688.7	3942.1	3921.5	4054.1	4098.3	3948.0	3750.6	3759.4
35°	9554.8	5512.5	3444.2	3562.0	3750.6	3759.4	3892.0	3738.8	3576.8	3482.5	3488.4
37.5°	9336.7	5064.6	3320.5	3453.0	3506.1	3618.0	3547.3	3467.8	3447.1	3382.3	3385.3
40°	9207.1	4672.8	3240.9	3367.6	3358.8	3435.4	3208.5	3288.0	3317.5	3296.9	3299.8
42.5°	9077.5	4395.8	3158.4	3249.7	3246.8	3096.5	3046.4	3114.2	3190.8	3199.7	3193.8
45°	8974.4	4180.8	3073.0	3070.0	3128.9	2893.2	2878.5	2919.8	3028.8	3081.8	3078.9
47.5°	8859.5	4001.0	2943.3	2860.8	2878.5	2766.6	2743.0	2760.7	2893.2	2978.7	3002.3
50°	8715.1	3821.3	2781.3	2669.3	2595.7	2648.7	2654.6	2657.5	2790.1	2887.4	2908.0
52.5°	8600.2	3685.8	2595.7	2513.2	2424.8	2542.6	2586.8	2592.7	2672.3	2751.8	2766.6
55°	8667.9	3609.2	2413.0	2354.1	2274.5	2433.6	2519.1	2530.9	2548.5	2607.5	2616.3
57.5°	8871.2	3626.9	2265.7	2189.1	2130.2	2304.0	2448.4	2457.2	2445.4	2516.1	2527.9
60°	8933.1	3618.0	2156.7	2006.4	1971.1	2165.5	2345.2	2362.9	2360.0	2463.1	2483.7
62.5°	8673.8	3506.1	2047.7	1853.2	1829.6	2024.1	2200.9	2271.6	2286.3	2433.6	2460.1
65°	8064.0	3276.3	1903.3	1691.2	1691.2	1873.8	2062.4	2159.6	2200.9	2398.3	2427.7
67.5°	7259.6	3005.2	1756.0	1552.7	1546.8	1729.5	1915.1	2015.3	2080.1	2348.2	2365.9
70°	6025.1	2639.9	1573.3	1402.4	1402.4	1567.4	1735.4	1856.2	1950.4	2253.9	2253.9
72.5°	4127.7	2195.0	1352.3	1231.5	1234.5	1387.7	1558.6	1694.1	1806.1	2065.3	2071.2
75°	2610.4	1714.7	1110.7	1048.9	1060.7	1205.0	1381.8	1523.2	1747.1	2041.8	2050.6
77.5°	1387.7	1205.0	883.9	869.2	883.9	1016.5	1213.9	1408.3	1753.0	1770.7	1741.2
80°	898.6	854.4	698.3	668.8	674.7	819.1	1081.3	1337.6	1408.3	1426.0	1361.2
82.5°	489.1	542.1	495.0	465.5	465.5	639.3	922.2	1063.6	1010.6	839.7	801.4
85°	209.2	253.4	256.3	223.9	215.1	394.8	618.7	580.4	539.2	515.6	509.7
87.5°	58.9	82.5	82.5	61.9	47.1	109.0	123.7	35.4	0.0	2.9	5.9
90°	0.0	0.0	0.0	0.0	0.0	0.0	0.0	0.0	0.0	0.0	0.0

(END OF REPORT)